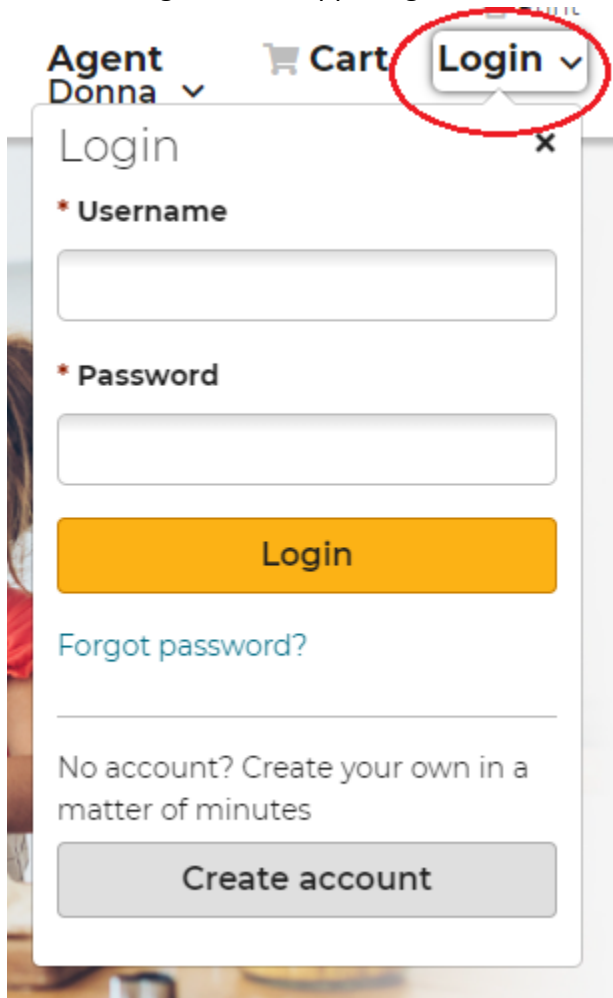


Instructions for Logging in to MyHealthPlan

1. Follow the link to your agent's website. (See email from Informed Choice Insurance Agency)
2. Click on "Login" in the upper right-hand corner.

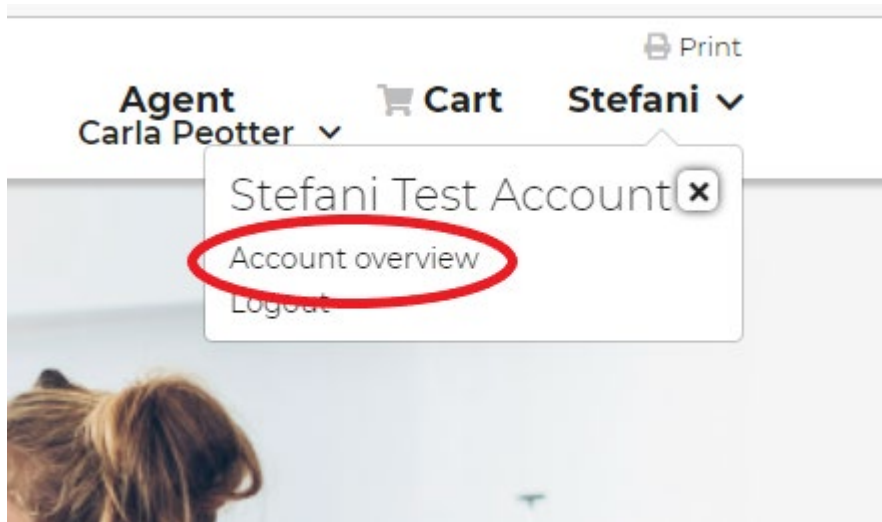


The image shows a screenshot of a website's user interface. At the top, there is a navigation bar with the text "Agent Donna" and a dropdown arrow, a shopping cart icon labeled "Cart", and a "Login" button with a dropdown arrow. The "Login" button is circled in red. Below the navigation bar is a "Login" modal window. The modal has a title "Login" and a close button "x". It contains two input fields: "* Username" and "* Password". Below the password field is a yellow "Login" button. Underneath the "Login" button is a blue link "Forgot password?". At the bottom of the modal, there is a grey button "Create account" and the text "No account? Create your own in a matter of minutes".

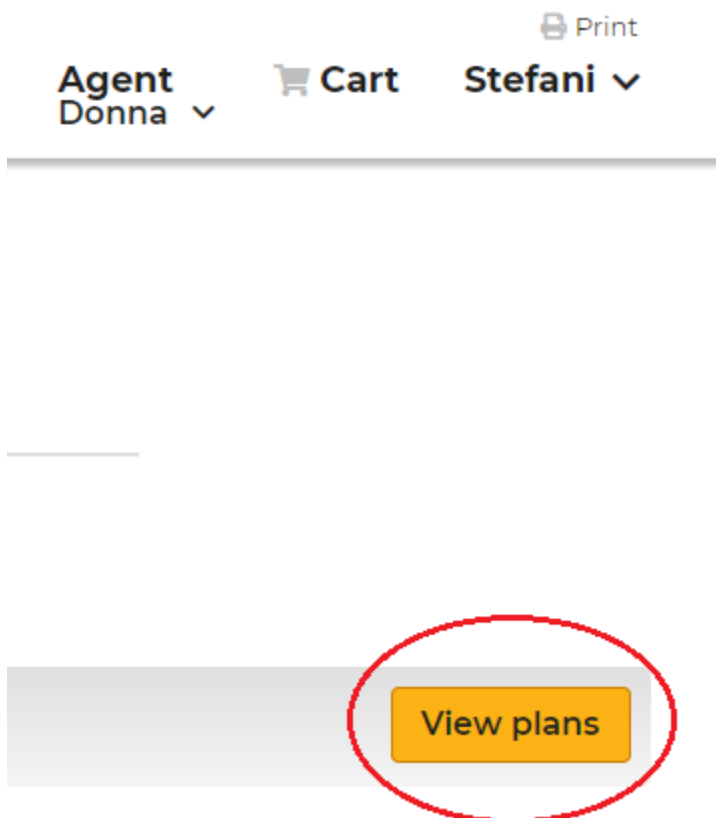
3. If you have not created an account yet, please do so. Please save this link and remember your username/password, as you will use the same login information annually to update your medications if you would like us to continue to review your plan.
4. After you have logged in, click on your name in the upper right-hand corner (replaced "Login").

Instructions for Logging in to MyHealthPlan

5. Click on "Account Overview."

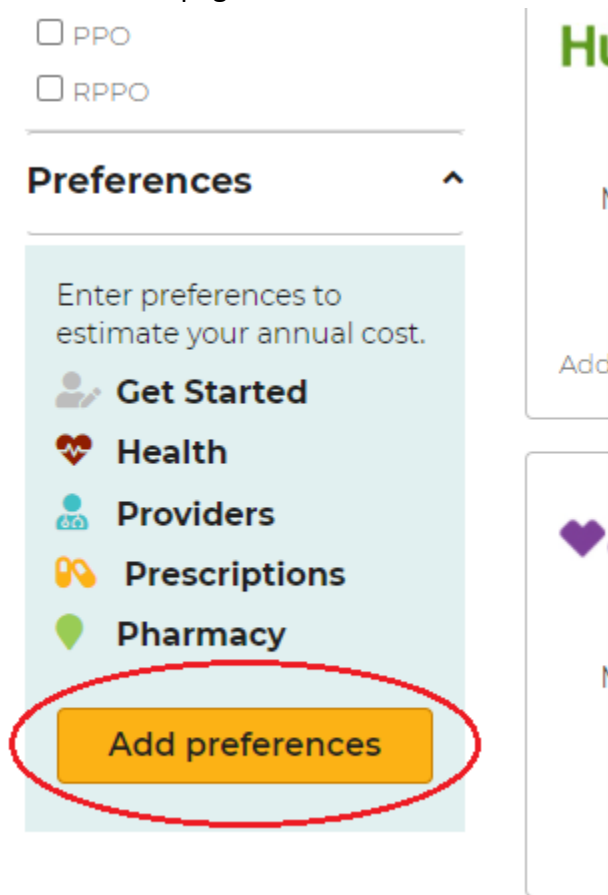


6. Click the yellow button "View Plans" in the lower right-hand corner.

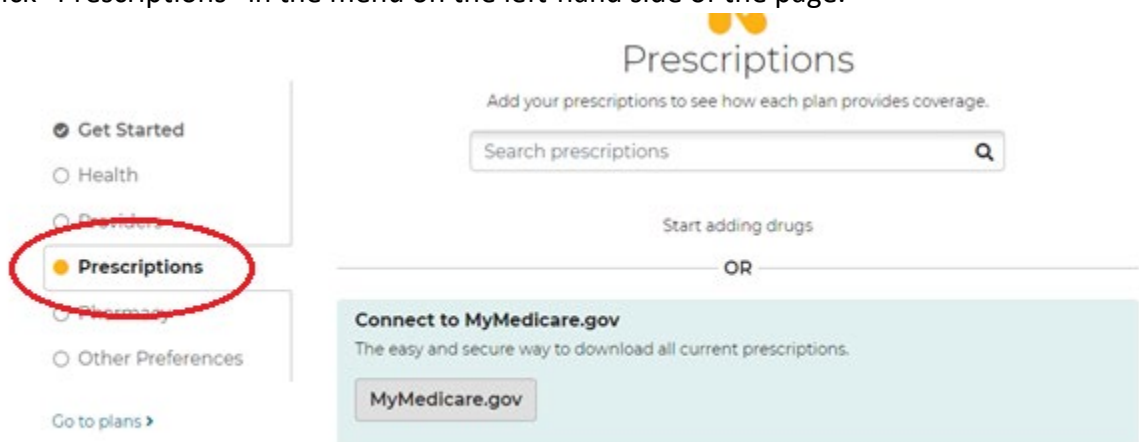


Instructions for Logging in to MyHealthPlan

7. Scroll mid-way down the page and click the yellow “Add Preferences” button on the left-hand side of the page.

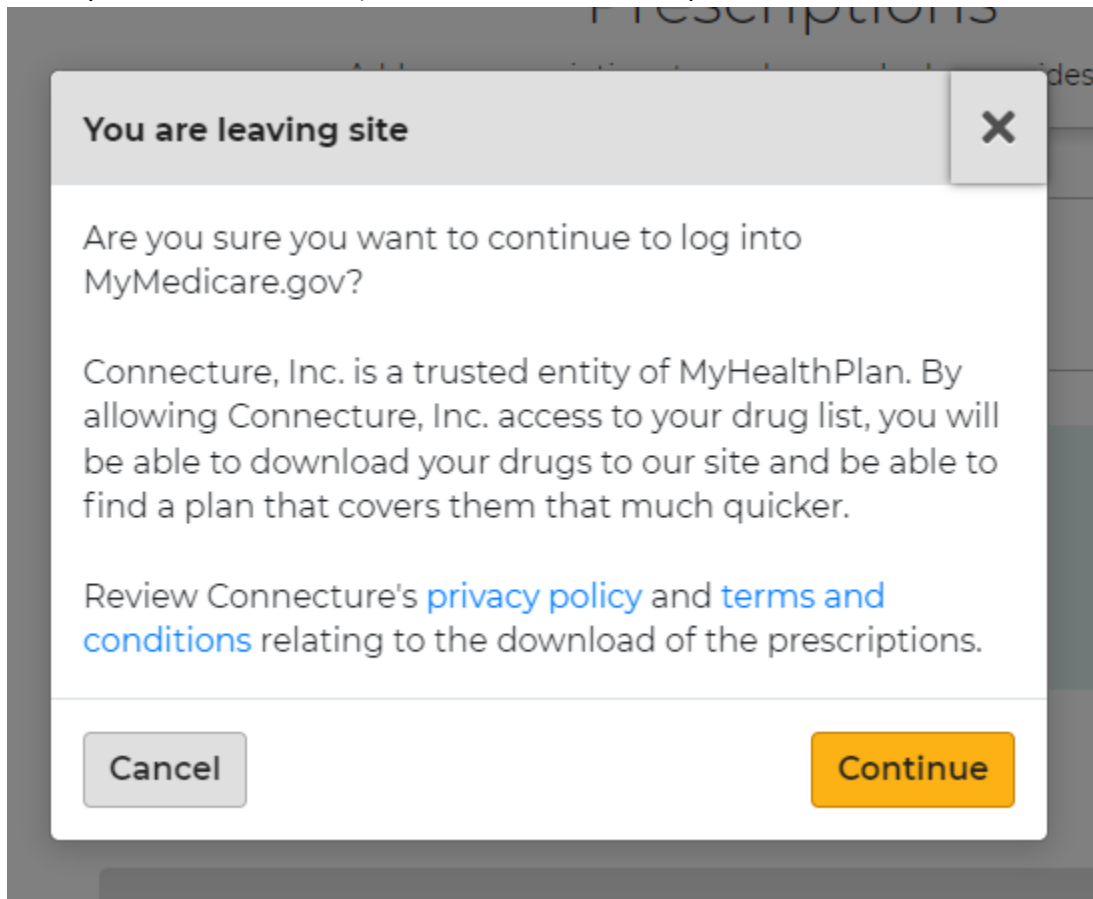


8. Click “Prescriptions” in the menu on the left-hand side of the page.



Instructions for Logging in to MyHealthPlan

9. You can start to enter your medications in the “Search Prescriptions” toolbar, or you can download your current prescriptions from medicare.gov if you have a login. You will be asked what for consent to share your information with Connecture (a trusted entity of the MyHealthPlan website.) You can choose either option.



- a. If you choose to download your medications from medicare.gov, please be aware that all medications filled within the last 12 months are added. Please go through those medications and remove any that you do not take regularly.
10. After you have added and reviewed your medications, please contact us (customer service or your agent) to advise that you have added/updated your medications. We will NOT be informed that you have completed this step through the website.